

Wildcat Maxx



TAKING YOUR CAMPING EXPERIENCE TO THE **Maxx**



F292MKX/F333MKX/T323TSX
SHOWN IN CHESTNUT INTERIOR



T266MEX
SHOWN IN MACADAMIA INTERIOR



COMFORT TO THE MAXX

The culmination of quality, comfort and luxury is embodied in every Wildcat Maxx. From 7' tall ceilings on all travel trailers and Maxx King sized beds, to residential solid surface counters and extra-large stainless steel sinks, Wildcat Maxx helps you settle in to an atmosphere of elegance and functionality that exceeds every definition of excellence.

ELECTRIC FIREPLACE STANDARD WITH 12V AM/FM/CD/DVD/HDMI/BLUETOOTH STEREO WITH SOUND BAR STYLE SPEAKERS AND EXTRA-LARGE HD TV W/HDMI.

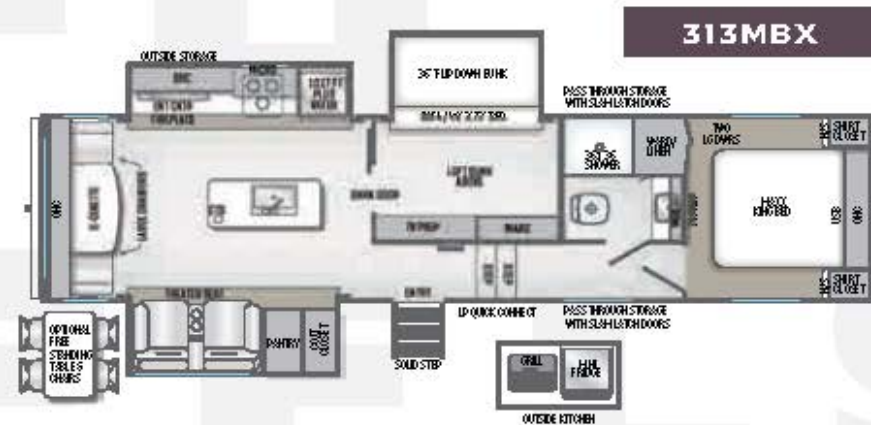
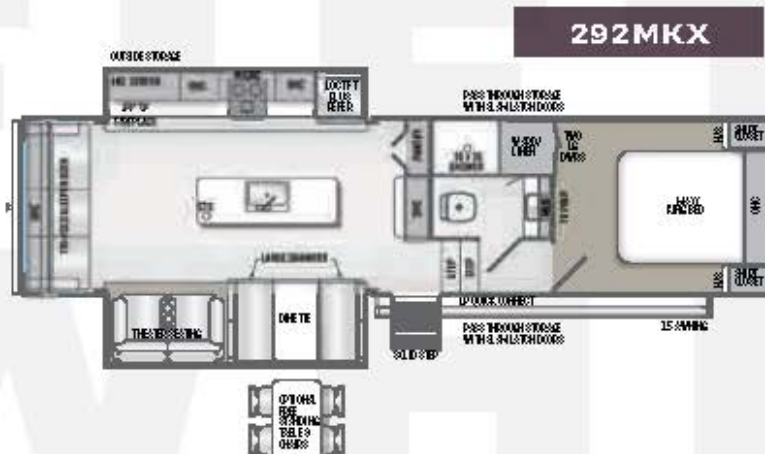
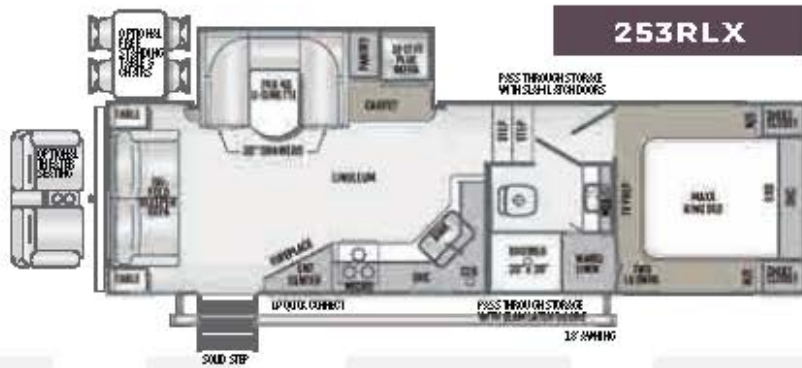


OPTIONAL
THEATER SEATING
SHOWN IN MACADAMIA WITH
STANDARD, OVER-SIZED BOOTH
DINETTE AND LARGE DRAWERS.



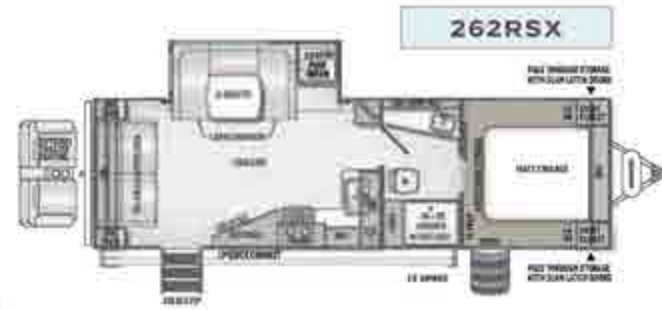
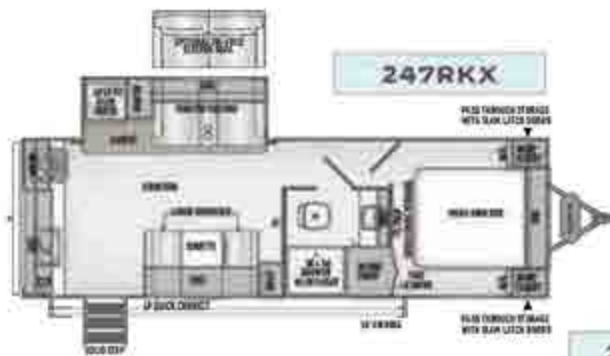
MAXX KING BED IN
MASTER SUITE -
DUAL USB CHARGING PORT
AND 110 OUTLETS ON EACH
NIGHTSTAND.

WILDCAT MAXX FIFTH WHEELS



WEIGHTS & MEASURES	F253RLX	F283BHx	F292MKX	F313MBX	F333MKX
High Weight (lb.)	TBD	TBD	1,892	1,804	1,890
GVWR (lb.)	TBD	TBD	11,892	12,004	12,090
I/VW (lb.)	TBD	TBD	9,747	10,363	10,603
CCC (lb.)	TBD	TBD	2,145	1,641	1,487
Exterior Length	TBD	TBD	36'8"	38'3"	37'4"
Exterior Height	TBD	TBD	13'1"	13'1"	13'1"
Exterior Width	TBD	TBD	96"	96"	96"
Fresh Water (gal)	TBD	TBD	81	81	81
Gray Water (gal)	TBD	TBD	64*	108*	64*
Black Water (gal)	TBD	TBD	54	54	54
Awning Size	TBD	TBD	15'	19'	15'
Furnace	35,000	35,000	35,000	35,000	35,000

* = Two Tanks



WILDCAT MAXX TRAVEL TRAILERS

WEIGHTS & MEASURES	T247RKX	T262RSX	T266MEX	T269DBX	T270BHX	T272MKX	T282RKX	T323TSX
Hitch Weight (lb.)	TBD	693	912	984	TBD	887	954	1,241
GVWR (lb.)	TBD	8,493	9,712	9,784	TBD	8,887	9,754	11,441
UVW (lb.)	TBD	6,918	7,097	7,339	TBD	7,666	7,593	8,992
CGC (lb.)	TBD	2,575	2,815	2,445	TBD	2,021	2,221	2,449
Exterior Length	TBD	31'6"	32'5"	34'	TBD	33'0"	34'6"	37'11"
Exterior Height	TBD	11'5"	11'5"	11'4"	TBD	11'5"	11'5"	11'7"
Exterior Width	TBD	96"	96"	96"	TBD	96"	96"	96"
Fresh Water (gal.)	TBD	61	61	61	TBD	61	61	61
Gray Water (gal.)	TBD	64*	74*	75	TBD	74*	64	108*
Black Water (gal.)	TBD	42	32	33	TBD	32	32	54
Awning Size	18'	19'	20'	17'	20'	20'	20'	13'
Furnance	35,000	35,000	35,000	35,000	35,000	35,000	35,000	35,000

* = Two Tanks

CAMPING TO THE
Maxx

WILDCAT MAXX
POPULAR FEATURES



SolidStep®
Entry Step



Oversized 32" x 24" Slam Latch, 1" Insulated Baggage Doors (Large enough for a suitcase generator) JT Strong Arm™ Stabilizer System Magnetic Door Catches



Multiple
Dual USB
Charging Ports



Maxx King Bed



Residential Oversized Stainless Steel Sink with Designer Pull-out Faucet & Sprayer



21" Oven with Cast Iron Cooking Grates, 10.7' Cubic 12V Refer, Residential Solid Surface Counters



Solar Prep



Electric Tongue
Jack



30" Friction Hinge
Entry Door



Back-up Camera Prep



30" Electric Fireplace: Heats up to 500 Sq. Ft.

WILDCAT MAXX STANDARDS & OPTIONS

CONSTRUCTION

- Climatech Maxx Insulation Package (Details On Rear Cover)
- 7' of Interior Ceiling Height (Travel Trailers)
- Industry First-Maxx Strong Laminated Aluminum Floor-Bonded To Dynaspan Decking With 25 Year Warranty
- Heavy Duty 'I' Beam Chassis
- 3/8" Full Walk-On Roof Decking
- 30" Radius Friction Hinge Entry Door
- Extra Large Folding Assist Handle
- 13.5 BTU Ducted Air Conditioner
- One Piece Roof Membrane
- 5" Engineered & Fabricated Roof Rafters 16" On Center
- Aerodynamic Gel Coated Fiberglass Front Cap With Bedliner Protection Against Rock Chips
- Optimized Turning Radius For Today's Short Bed Trucks
- 2" Thick Alumicat Vacuum-Bonded "True Gel-Coat" Laminated Sidewalls
- Spring-Loaded Quick Release Pins On Landing Gear (5th Wheels)
- Digital "King" TV Antenna With WiFi Range Finder
- Radius-Wrap Aluminum Skirt Metal
- Premium Residential Carpeting With Stain Guard & Pad
- 15" Load Range 'E' Radial Tires
- E-Z Lube Axles W/ Self-Adjusting Brakes
- Molded Fender Skirt
- Fully Glued, Residential Vinyl Flooring
- Spare Tire & Carrier
- Outdoor All-Weather Speakers
- 18 Gal. Per Hour, Gas/Electric, Quick Recovery DSI Water Heater
- LP Gas Quick Connect For BBQ
- High-Definition Graphics

LIVING ROOM

- Extra Large Booth Dinette With 30" Drawers And Dual Pedestal Table

- Tri-Fold Memory Foam, Hide-A-Bed Sleeper Sofa
- Extra Large-Dual Panoramic Safety Glass Picture Windows Behind Sofa & Dinette
- Pleated Night Shades
- 50" LCD HDTV (Most Models)
- Satellite & Cable Prep
- 12 V LED Decorative Lighting In Slide-Outs
- Slider Windows At Ends Of Slide-Outs
- Command Center With Monitor Panel
- Residential Swivel-Rocker-Recliner Chairs (Some Models)

EXECUTIVE KITCHEN

- Residential Shaker-Style Hardwood Cabinet Doors
- Residential Hidden Hinges
- Brushed Nickel Finish Door & Drawer Hardware
- Stainless Appearance Appliances
- Residential Full-Extension, Steel Ball-Bearing Drawer Guides
- Upgraded Microwave Oven
- Brushed Nickel, Pull-Out Residential Style Metal High-Rise Faucet
- 10+ Cubic Ft. 12v Refrigerator
- Extra Large, And Tall, Residential Overhead Cabinets
- Extra Large Pots And Pans Drawers (Most Models)
- Toe Kicks In Kitchen Cabinet Base
- 21" Oven W/3-Burner Cast Iron Range With Oven Ignitor
- Glass Range Cover
- Residential Style Range Vent With Light & Fan
- Curly Drawer
- Cutting Board (Backside Of Sink Cover)
- Residential Kitchen Backsplash

BEDROOM

- Maxx King Residential 80" Long, Pillow-Top, Memory Foam Mattress
- Full Stand-Up Height In All Bedrooms
- Flat-Floor Bedrooms In All 5th Wheels (No More Steps On Side Of Bed)

- Gas Struts To Lift Bed For Under-Bed Storage
- Fully Finished Bed Bases
- Complete LED Lighting Including Reading Lights
- Upgraded Residential Bedspread
- Bedroom Roof Vent & Pre-Wired For 2nd A/C Or Power Roof Vent

BATHROOM

- Porcelain Toilet With Foot Pedal Flush
- Built In Wood Medicine Cabinet With Mirror
- GFI Receptacle
- Towel Hooks
- Large 30" X 36" Shower (Most Models)
- Large Sink With Extra Counter Space

MAXX CONVENIENCE (STANDARD)

- 2 Large Pot & Pan Drawers Under Booth Dinette (Most Models)
- Battery Disconnect
- Black Tank Flush
- C.T.S. (Central Trash System) (Most Models)
- Maxx Coat Rack
- 12" Hi-Flow Power Roof Vent Fan
- Outside Shower
- Paper Towel Holder In Kitchen
- Rear Ladder
- Sink Covers
- Skylights Over Tubs/Showers & Living Area
- Teddy Bear Bunk Mats (Bunk Models Only)
- Upgraded, Residential Hidden Hinges

MAXX PACKAGE (STANDARD)

- Frame-Mounted Receiver Hitch
- Backup Camera Prep
- Solar Prep
- It's Strongarm Stabilizer Jack System (Travel Trailers)
- Power Tongue Jack (Travel Trailers)
- 4-Point Auto-Leveling, Stabilizer System (5th Wheels)
- Over-Sized 1" Insulated Slam-Latch Baggage Doors

- Magnetic Baggage Door Catches
- Friction Hinge Entry Doors
- Solid-Step Entry Steps (Main Entrance Only)
- 50 Amp Service & 2nd A/C Prep
- Maxx King 80" Long, Upgraded Mattress
- Am/Fm/Cd/Dvd/Bluetooth Stereo With Remote & App-Control
- Usb Charging Port Package
- Electric Fireplace W/Crystals (Most Models)
- Electric Awning
- Maxx-Bright Awning LED Light
- Maxx-Bright Complete Coach LED Light Package
- Residential Solid Surface Countertop W/ Undermount Stainless Steel Single Bowl Sink
- 21" Oven W/3-Burner Cast Iron Range With Oven Ignitor
- Brushed Nickel, Pull-Out Residential Style Metal High-Rise Faucet
- 10+ Cubic Ft. 12v Refrigerator

SAFETY AND SECURITY

- Carbon Monoxide Detector
- Smoke Detector
- LP Gas Detector
- Fire Extinguisher

OPTIONS

- Free Standing Table & 4 Chairs
- Dual Pane Windows
- 2nd 13.5k BTU A/C In Bedroom
- 15k BTU Ducted A/C Upo 13.5k
- 15k BTU Ducted A/C W/ Heat Pump IPO (13.5k)
- 8' Cubic Gas/Electric Refrigerator (IPO 12v Refrigerator)
- 12' Cubic Gas/Electric Refrigerator (Some Models)
- Theater Seating (Ipo Tri-Fold Sofa) (Standard In F292MKX, F333MKX, T323TSK)
- 16" Aluminum Wheels & Load Range 'E' Tires

SPECIFICATION DEFINITIONS

GVWR (Gross Vehicle Weight Rating) - Is the maximum permissible weight of the unit when fully loaded. It includes all weights, including all fluids, cargo, optional equipment and accessories for safety and product performance. GVWR is set by GVW.

SAWR (Gross Axle Weight Rating) - Is the maximum permissible weight, including cargo, fluid, optional equipment and accessories that can be safely supported by a particular axle.

VWV (Unloaded Vehicle Weight) - Is the typical weight of the unit at manufacturing at the factory. It includes all weight of the unit (asked) and tongue weight (P/G). The VWV does not include cargo, fresh potable water, additional optional equipment or dealer installed accessories.

*Estimated average based on standard build, optional equipment.

CCC (Cargo Carrying Capacity)** - Is the amount of weight available for fresh potable water, cargo, additional optional equipment and accessories. CCC is equal to GVWR minus VWC. Available CCC should accommodate fresh potable water (4 lbs per gallon) before filling the fresh water tank, empty the black and grey tanks to provide for more cargo capacity.

** Estimated average based on standard build, optional equipment.

Each foot of floor RV is weighed at the manufacturing facility prior to shipping. A later installation of enclosed outside weight of the actual unit and the weight carrying capacity is equal to every Forest River RV unit in its manufacturing facility.

The load capacity of your unit is dependent on weight, distribution, so you cannot necessarily use all available space when loading your unit.

All information contained in this brochure is believed to be accurate at the time of publication. However, during the model year, it may be necessary to make revisions and Forest River, Inc. reserves the right to make all such changes without notice, including price, color, materials, equipment and specifications as well as the addition of new models and the discontinuation of models shown in this brochure. Therefore, please consult with your Forest River Dealer and confirm the availability of any models, design or specifications that are included in your purchase decision. (In U.S.A. 11/01/2019) (FR 2019.01.01)



PRE-DELIVERY INSPECTION FACILITY

20,000 square feet of quality assurance. The bare essentials for a premium product. This state-of-the-art facility gives immediate daily feedback to production for quality assurance in every unit built.



24/7 EMERGENCY ROADSIDE ASSISTANCE WITH VEHICLE PURCHASE*

TOWING
JUMP-STARTS
TIRE CHANGES
FLUID DELIVERY
LOCKOUT
SERVICE

WINCH-OUT
MOBILE MECHANIC
TECHNICAL
SUPPORT
DEALER LOCATOR
SERVICES



*VALID FOR 1 YEAR FROM DATE OF PURCHASE

YOUR WILDCAT MAXX DEALER



CLIMATECH® INSULATION PACKAGE

Underbelly has reflective astro-foil insulation plus R-7 fiberglass under each holding tank, also included is a 12 volt tank heater for each of the holding tanks.

The Maxx-strong floor is laminated to a single sheet of Dynaspan® Decking with a 25-year limited warranty, aluminum framing, block foam insulation, and wood inserts inside the aluminum tubing to add strength.

The ceiling, front wall and rear wall has as reflective astro-foil insulation + 2 layers of R-7 fiberglass insulation.

The slide-out floor also has a layer of reflective astro-foil insulation on top of a 1" plywood decking.

The side walls, 3 sides of the slide-out, slide ceiling and all raised bunk beds are vacuum-bonded, aluminum construction with R-10 high density block foam insulation.

Every Wildcat Maxx comes with a vented attic to allow moisture to escape in the winter and heat to escape in the summer.

Every Wildcat Maxx comes standard with a 35,000 BTU furnace. Live every day at the next level of climate control in the BEST INSULATED travel trailers & 5th Wheels in the industry.

(It is important to remember that astro-foil insulation has a calculated, reflective "R" value of 38 at an ambient temperature of 80° Fahrenheit.)

CUSTOMER SATISFACTION



www.ForestRiverBuyLocal.com

FREE MEMBERSHIP
to Forest River Owners' Group



Learn More
Scan this barcode using
a QR Reader on your
smart phone to learn
more about Forest River.



1428 SE OGDOW AVE, DALLAS, OREGON 97038

WWW.FORESTRIVERINC.COM/WILDCATMAXX | (503) 691-4200