

2007  
WINNEBAGO  
Outlook®




OUTLOOK









29B Ember Glow with Washed Maple

## Something for Everyone.

Fun to drive and a joy to own, the 2007 Winnebago Outlook offers everything you want in a Class C motor home. Whether traveling alone or with your family, the Outlook has the perfect floorplan for you. This year, the 31C and the new 31H debut with a large, exterior, rear storage trunk with built-in storage basins. It's another example of our SmartSpace™ design philosophy that makes the most of available space. For your convenience, a single thermostat controls the furnace and the ceiling-ducted air conditioning, providing enhanced climate control. A heat pump can also be added to provide heat on cool mornings without firing up the furnace. All reasons why the Outlook is Winnebago's top-selling Class C motor home.

Wake up refreshed and ready for the day's adventures after a cozy slumber in the standard queen-sized bed. The bedrooms in the 27L and 29B offer spacious rear slideouts. Storage is plentiful with a mirrored wardrobe, and 29B comes with a vanity area.

On the cover: 29B with Metallic Gold



29B



## Welcome Home.

Your motor home should have an inviting atmosphere. That's why, from the moment you step inside, the Outlook greets you with comfort and style. You'll immediately notice the luxurious curved cabinets with nickel hardware and your choice of Honey Cherry or Washed Maple wood finishes. Plus, our stylish formed countertops are attractive and durable. The available Interior Upgrade Package offers enhanced features, such as rope accent lighting above the galley, bedroom and bath overhead cabinets, day/night pleated blinds, a Titanium Touch Stainless finish refrigerator insert, and a dash and beverage tray appliqué.

Another example of our SmartSpace design is the overhead bunk area. This comfy sleeping spot includes a ladder; an available 20-inch LCD TV; and a stereo system with AM/FM radio, CD/DVD, remote, two speakers, subwoofer, MP3 input, headphone jack and alarm clock. The TV is even hinged for optimal viewing from the living area.

Step into the galley and you'll be surrounded by the comforts of home, including an Apollo® range/convection/microwave oven, a flip-up countertop (not available on the 25F) providing additional countertop space and a sink cover. You can also select the available water purification system for filtered water anytime.

**WEB** Select a Key Feature

The **WEB** icon designates a Winnebago Industries Key Feature. For further in-depth information and photos, use the Search Window or click on the Key Features page at [winnebagoind.com](http://winnebagoind.com).



29B

### Front Overhead Entertainment Center.

Take your love of movies with you and add the optional Home Theater Sound System (shown at right). Equipped with a receiver, amplifier, DVD player, five surround-sound speakers and a subwoofer, our sound system brings any film to life.



### Sing in the Shower.

The shower features a flexible showerhead and a retractable door that squeegees itself clean each time it's opened. Enjoy hot water while traveling without running the water heater on LP when you choose the available motoraid, which utilizes engine heat to create hot water while you drive.



### Cook Up a Storm.

Why settle for one oven, when you can have three? The range/convection/microwave oven by Apollo® features a stainless steel cook top with three high-output sealed burners and an oven that cooks and browns like a conventional oven in half the time.



### Sliding Drawers.

Full-extension slides allow drawers to fully extend for easy access to pots and pans.



## A Driver's Delight.

Intuitive controls and comfortable cab seats make driving the Outlook a pleasure. Select the available UltraLeather™ cab seats for added comfort and style. The open road has never been more enjoyable, thanks to the RV Radio®. It includes AM/FM radio, CD player and a weather band. It comes with two remotes: one attached to the steering wheel and one handheld for use when parked. Tune in more than 120 crystal clear channels of digital entertainment anywhere in the United States when you add the Sirius® Satellite Radio package,\* which includes a complimentary six-month subscription.

\*RV Radio and Sirius Satellite radio package available with Ford Chassis only. Sirius not available in Canada.



## A Dash Built for You.

Both drivers and passengers enjoy the convenience of power windows and door locks. And you'll love the styling of the Leather Laser-Wave dash appliqué, which is one of several upgrades included with the available Interior Upgrade Package. The available rearview monitor with LCD screen is mounted between the visors for optimal visibility when backing and maneuvering.



## Rear Storage.

New for 2007, a large, rear exterior compartment and a side storage bin are part of the SmartStorage design in the 31C and 31H.



## Store. More.

No need to crawl on your hands and knees to get your gear, the StoreMore® slideout system on the 31C and 31H, pioneered by Winnebago Industries, makes exterior slideroom storage more accessible. The StoreMore slideroom allows exterior storage bays to extend, making loading and unloading easier.



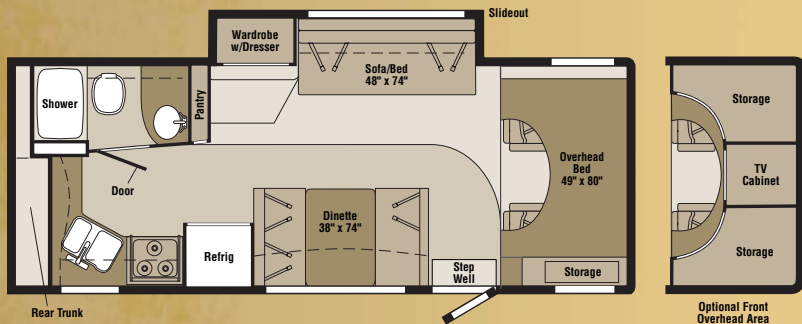
## Enjoy Your Entertainment Outdoors.

The available exterior entertainment center includes an AM/FM stereo, CD player, 12-volt DC receptacle, TV jack, 110-volt outlet, two speakers and a removable TV table, all in a lockable compartment.

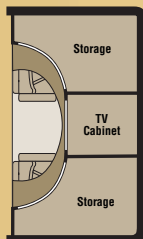


## True Level.

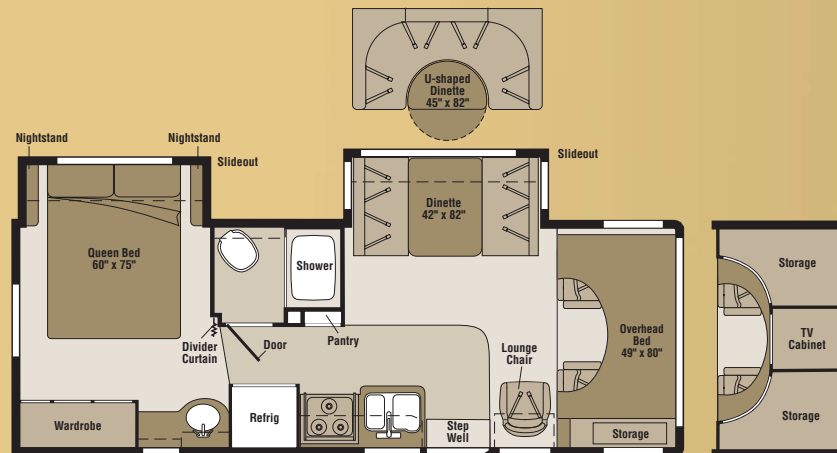
Eliminate the guesswork when it comes to tank levels, with our exclusive TrueLevel™ holding tank monitoring system. It incorporates detector cells that determine liquid levels from outside the tank. No probes mean no more corrosion, just accurate readings, time after time.



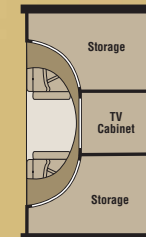
25F



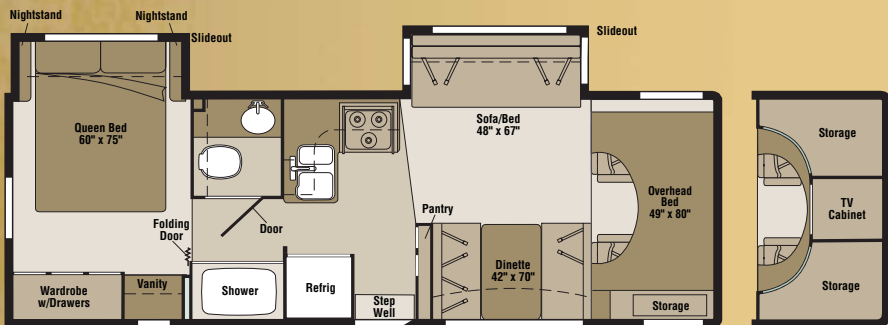
Optional Front Overhead Area



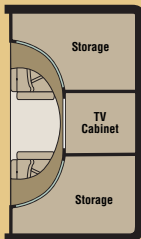
27L



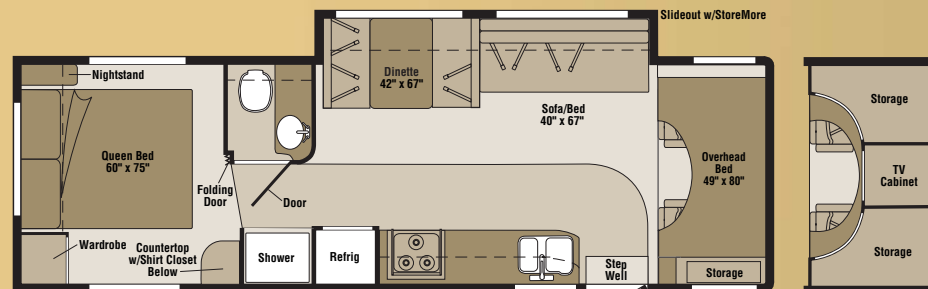
Optional Front Overhead Area



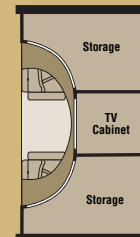
29B



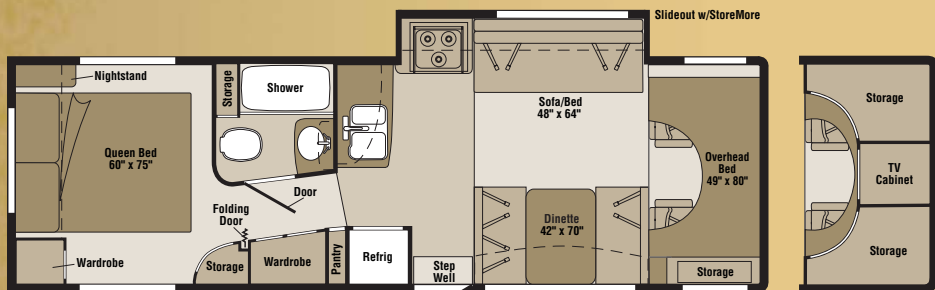
Optional Front Overhead Area



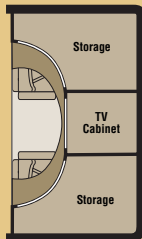
31C



Optional Front Overhead Area



31H-NEW



Optional Front Overhead Area



Note: Dimensions shown are for sleeping space only and may vary due to styling differences. Dashed lines denote overhead storage areas.





Ember Glow



Gingersnap



Woodmont



A-Main Fabric  
B-Carpet  
C-Accent



Honey Cherry



Washed Maple

Deluxe Graphics



Catalina Blue



Standard Graphics



Metallic Gold



WEIGHTS & MEASURES	25F	27L	29B	31C	31H NEW
Length	25'11" <sup>A</sup> / 26'9" <sup>B</sup>	28'0" <sup>A</sup> / 28'11" <sup>B</sup>	29'11" <sup>A</sup> / 30'10" <sup>B</sup>	31'5" <sup>A</sup> / 32'3" <sup>B</sup>	32'1"
Exterior Height <sup>1</sup> with A/C	11'2" <sup>A</sup> / 11'6" <sup>B</sup>	11'2" <sup>A</sup> / 11'6" <sup>B</sup>	11'3" <sup>A</sup> / 11'6" <sup>B</sup>	11'3" <sup>A</sup> / 11'8" <sup>B</sup>	11'4"
Exterior Width <sup>2</sup>	8'5.5"	8'5.5"	8'5.5"	8'5.5"	8'5.5"
Exterior Storage <sup>3</sup> (cu. ft.)	76.3	19.9	59.6	93	80.7
Awning Length	17'	18'	14'	16'	16'
Interior Height	6'8"	6'8"	6'8"	6'8"	6'8"
Interior Width	8'	8'	8'	8'	8'
Freshwater Capacity w/Heater <sup>4</sup> (gal.)	39	39	38	42	42
Holding Tank Capacity -Black/Gray <sup>4</sup> (gal.)	39/29	34/39	30/39	35/28	27/38
LP Capacity <sup>5</sup> (gal.)	18	18	18	18	18
Fuel Capacity (gal.)	55	55	55	55	55
GCWR <sup>6</sup> (lbs.)	20,000 <sup>A</sup> / 17,600 <sup>B</sup>	20,000 <sup>A</sup> / 17,600 <sup>B</sup>	20,000 <sup>A</sup> / 17,600 <sup>B</sup>	20,000 <sup>A</sup> / 17,600 <sup>B</sup>	20,000 <sup>A</sup>
GVWR (lbs.)	14,050 <sup>A</sup> / 14,050 <sup>B</sup>	14,050 <sup>A</sup> / 14,050 <sup>B</sup>	14,050 <sup>A</sup> / 14,050 <sup>B</sup>	14,050 <sup>A</sup> / 14,050 <sup>B</sup>	14,050 <sup>A</sup>
GAWR - Front (lbs.)	4,600 <sup>A</sup> / 4,600 <sup>B</sup>	4,600 <sup>A</sup> / 4,600 <sup>B</sup>	4,600 <sup>A</sup> / 4,600 <sup>B</sup>	4,600 <sup>A</sup> / 4,600 <sup>B</sup>	4,600 <sup>A</sup>
GAWR - Rear (lbs.)	9,450 <sup>A</sup> / 9,450 <sup>B</sup>	9,450 <sup>A</sup> / 9,450 <sup>B</sup>	9,450 <sup>A</sup> / 9,450 <sup>B</sup>	9,450 <sup>A</sup> / 9,450 <sup>B</sup>	9,450 <sup>A</sup>
Wheelbase	168" <sup>A</sup> / 169" <sup>B</sup>	182" <sup>A</sup> / 183" <sup>B</sup>	190" <sup>A</sup> / 191" <sup>B</sup>	220" <sup>A</sup> / 221" <sup>B</sup>	215" <sup>A</sup>

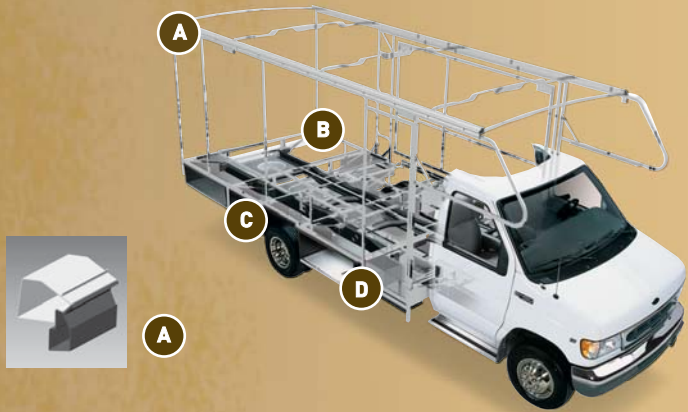
Standard - S	Optional - O	25F	27L	29B	31C	31H
<b>AUTOMOTIVE/CHASSIS</b>						
<b>A – Ford® E450 Chassis</b> – 6.8L SOHC Triton® V10 engine, 305-hp, automatic transmission, Torqshift™, 5-speed with tow/haul feature, 4-wheel ABS, 130-amp. alternator, dual air bags, <b>Trailer Hitch</b> 5,000-lb. drawbar/350 lbs. maximum vertical tongue weight & wiring w/7-pin connector, <b>Wheel Liners</b> stainless steel						
S	S	S	S	S	S	S
<b>B – Chevrolet® Chassis</b> – 6.0L 6000 Vortec V8 engine, 300-hp, automatic, 4-speed overdrive, 4-wheel ABS, 145-amp. alternator, dual air bags, <b>Trailer Hitch</b> 3,500-lb. drawbar/350 lbs. maximum vertical tongue weight & wiring w/7-pin connector, <b>Wheel Liners</b> stainless steel						
O	O	O	O	O	O	O
<b>Air Springs</b> auxiliary rear, <b>Wheels</b> stylized aluminum						
O	O	O	O	O	O	O
<b>CAB AREA &amp; DRIVER CONVENIENCES</b>						
<b>Beverage Holder, Cab Seats</b> w/3-point adj. seat belts, armrest, lumbar support, multi-adj. slide/recline, <b>Cigarette Lighter/12-volt DC Powerpoint, Cruise Control, Curtain</b> cab divider, <b>Mirrors</b> exterior, manual adjust, <b>Power Cab Door Locks</b> driver, passenger & main entry, <b>Power Windows, Monitor System</b> rearview, cable ready, <b>Steering Wheel</b> tilt w/power assist, <b>Trim Panels</b> driver & passenger doors						
S	S	S	S	S	S	S
<b>Cab Seats (UltraLeather™)</b>						
O	O	O	O	O	O	O
<b>Mirrors</b> exterior electric remote w/defrost						
O	O	O	O	O	O	O
<b>Monitor System</b> rearview w/single camera, LCD monitor						
O	O	O	O	O	O	O
<b>ENTERTAINMENT</b>						
<b>RV Radio® (w/Ford Chassis)</b> AM/FM stereo/CD w/weather band, speakers (4), remote controls (2) one handheld, one mounted on steering wheel, <b>Radio (w/Chevrolet Chassis)</b> AM/FM stereo/CD, <b>Radio Power Switch</b> main/auxiliary, <b>TV Enhancement Package</b> antenna (amplified), 12-volt DC powerpoint(s), interior jack(s), coax wiring, cable input, <b>Telephone Input</b> modular connector, interior jack						
S	S	S	S	S	S	S
<b>Entertainment Center (Exterior)</b> AM/FM radio, CD player w/remote, DC receptacle, AC duplex receptacle, TV jack, radio antenna, removable TV table, speakers (2), lockable compartment						
O	O	O	O	O	O	O
<b>Entertainment Center (Interior Front Overhead)</b> TV AC 27" w/remote, Home Theater Sound System w/AM/FM receiver, DVD player, amplifier, speakers (5), subwoofer, video selection system, accent rope lighting above cabinet						
O	O	O	O	O	O	O
<b>Satellite Dish Antenna</b> RV digital, elevation sensing unit, manual						
O	O	O	O	O	O	O
<b>Sirius Satellite Radio System</b> (available w/Ford Chassis, NA Chevrolet Chassis, NA in Canada) antenna, receiver, six-month complimentary subscription						
O	O	O	O	O	O	O
<b>TV 20" LCD</b> (front bunk area) stereo system w/AM/FM radio, CD/DVD player, alarm clock, input jack (plays MP3), headphone jack						
O	O	O	O	O	O	O
<b>INTERIOR</b>						
<b>Bunk</b> front overhead w/mattress, privacy curtain, storage cabinet, bunk ladder, <b>Ceiling</b> fabric, <b>Light</b> (shower) w/wall switch, <b>Lights</b> (ceiling) incandescent w/wall switches, <b>Roof Vent</b> nonpowered (front overhead bunk), powered (bath), <b>Shades</b> pleated, (lounge, dinette, & bedroom), mini blinds (bath & galley)						
S	S	S	S	S	S	S
<b>Interior Upgrade Package</b> accent rope lighting above cabinets in galley or lounge area & bedroom, dash & beverage tray appliqué, Leather Laser-Wave, cab floor mats (Ford), lavatory faucet single control, wood sink cover, decorative picture, 2 throw pillows, pleated day/night blinds in lounge, dinette & bedroom, refrigerator insert (Titanium Touch Stainless finish)						
O	O	O	O	O	O	O
<b>Roof Vent</b> nonpowered, lounge						
S	S	S	S	S	S	S
<b>Roof Vent</b> powered ventilator fan, front overhead bunk or lounge						
O	O	O	O	O	O	O
<b>Roof Vent</b> nonpowered, bedroom						
		S	S	S	S	S
<b>FURNITURE</b>						
<b>Dinette</b> w/access to storage below						
S	S	S	S	S	S	S
<b>Dinette</b> U-shaped w/access to storage below, slide-out baskets						
		O				
<b>Lounge Chair</b> with swivel/slide						
		S				
<b>Sofa</b>						
S	S	S	S	S	S	S
<b>GALLEY</b>						
<b>Faucet</b> single-control, Moen®, <b>Range</b> 3-burner w/convection oven/microwave, Apollo®, <b>Range Hood</b> vented w/light and fan, <b>Refrigerator/ Freezer</b> double-door, Norcold®						
S	S	S	S	S	S	S
<b>Countertop</b> flip-up extension						
		S	S	S	S	S

- The height of each model is measured to the top of the tallest standard feature and is based on the curb weight of a typically equipped unit. The actual height of your vehicle may vary by several inches depending on chassis or equipment variations. Please contact your dealer for further information.
- Outlook floorplans feature a wide-body design — over 96 inches. In making your purchase decision, you should be aware that some states restrict access on some or all state roads to 96 inches in body width. Before making your purchase decision, you should confirm the road usage laws in the states of interest to you.
- The load capacity of your motor home is designated by weight, not by volume, so you cannot necessarily use all available space when loading your motor home.
- Capacities are based on measurements prior to tank installation. Slight capacity variations can result due to installation applications.

Standard - S	Optional - O	25F	27L	29B	31C	31H
<b>Pantry</b>						
S	S	S				S
<b>Water Purification System</b>						
O	O	O	O	O	O	O
<b>BATH</b>						
<b>Cabinet</b> lavatory, <b>Cabinet</b> medicine, <b>Clothes Rod</b> removable, <b>Faucet</b> (lavatory) dual-control, <b>Faucet</b> (tub and/or shower) dual-control w/flexible showerhead, <b>Shower Door</b> retractable, <b>Skylight</b>						
S	S	S	S	S	S	S
<b>Shower Door</b> glass						
			O	O		
<b>BEDROOM</b>						
<b>Bed</b> Serta®, queen						
					S	S
<b>Bed</b> Serta, queen w/underbed storage						
		S	S			
<b>Bedspring</b> pillow shams, pillows						
		S	S	S	S	S
<b>EXTERIOR</b>						
<b>Awning Rails</b> w/rain gutters, <b>Door</b> entrance w/separate screen door, deadbolt lock, <b>Entrance Door Step</b> manual, <b>Ladder</b> hinged, <b>Light</b> porch w/interior switch, <b>Mudflaps</b> rear, <b>Receptacle</b> AC duplex, <b>Running Boards</b> painted steel, <b>Sidewall Skin</b> 1-piece smooth fiberglass, <b>Storage Compartments</b> w/trunk liner, KeyOne™ System (KeyOne NA on 25F rear trunk storage compartments)						
S	S	S	S	S	S	S
<b>Awning</b> patio, vinyl						
O	O	O	O	O	O	O
<b>Entrance Door Step</b> electric w/doorjamb switch						
O	O	O	O	O	O	O
<b>Trunk</b> rear, backwall, two top-hinged doors, AC duplex receptacle, DC receptacle, shelves, storage baskets, storage hooks, trash container, TV antenna jack, plastic tub w/drain hole						
S						
<b>Trunk</b> rear, backwall door, access door on the right, KeyOne System, carpet trunk liner, storage bin covers (2)						
					S	S
<b>SYSTEMS</b>						
<b>HEATING/AC – Air Conditioning</b> (Roof) 13,500 BTU, ceiling-ducted w/wall thermostat, <b>Furnace</b> 25,000 BTU, low-profile						
S						
<b>Air Conditioning (Roof)</b> 14,800 BTU, ceiling-ducted w/wall thermostat, <b>Furnace</b> 30,000 BTU, low-profile						
	S	S	S	S	S	S
<b>A/C Heat Pump</b> w/roof A/C						
O	O	O	O	O	O	O
<b>ELECTRICAL – Auxiliary Start Circuit, Battery (Coach)</b> Group 24 deep-cycle, <b>Battery (Coach)</b> disconnect system, <b>Battery Charge Control</b> automatic dual, <b>Electrical Distribution System</b> DC fuses, AC breakers, 45-amp. electronic converter/charger, <b>Generator Prep Kit, Monitor Panel</b> wall-mounted, battery condition gauge, generator hourmeter gauge, generator start/stop switch, holding tank levels, LP tank level, water heater lights, water heater switch, water pump switch, water tank level, <b>Power Cord</b> 30-amp., 25'						
S	S	S	S	S	S	S
<b>Batteries (Coach) (2)</b> Group 24 deep-cycle, <b>Generator</b> 4,000-watt, Onan® MicroQuiet™ gas, <b>Inverter</b> DC/AC 300-watt (NA w/bunk)						
O	O	O	O	O	O	O
<b>PLUMBING/LP – Drain</b> 1" water tank, <b>Dump Valve</b> manual, <b>Sewer Hose</b> 10', stores in drain valve compartment, <b>Tank</b> LP, permanent mount w/gauge, <b>TrueLevel™ Holding Tank Monitoring System, Water Heater</b> 6-gallon, electronic ignition, LP gas, <b>Water Hookup</b> city, <b>Water Pump</b> demand, <b>Water System Winterization Package</b> water heater bypass valve & siphon tube, <b>Water Tank Fill</b> w/locking door						
S	S	S	S	S	S	S
<b>Drainage System</b> heated, electric, one heat pad per tank, pipe wraps, lighted on/off switch next to monitor panel, <b>Wash Station</b> exterior w/lighted pump switch, <b>Water Heater</b> 6-gallon, electronic ignition/110V, LP gas, w/motoraid, rear auto heater and energy management system						
O	O	O	O	O	O	O
<b>SAFETY</b>						
<b>Airbags</b> driver & passenger, <b>Assist Handle</b> exterior, <b>Assist Bar</b> interior, <b>Brakelamp</b> high-mount, <b>Bumpers</b> front & rear, <b>Child-Seat Tether Anchor</b> dinette, <b>Detectors/ Alarms</b> LP leak, smoke, carbon monoxide, <b>Fire Extinguisher</b> 10 BC, <b>Ground Fault Interrupter, Light(s)</b> courtesy w/wall switch(es), <b>Seat Belts</b> cab, 3-point, <b>Seat Belts</b> lap (in selected areas), <b>Window</b> escape						
S	S	S	S	S	S	S
<b>WARRANTY</b>						
<b>12-month/15,000-mile basic limited warranty</b> <sup>9</sup> , <b>36-month/36,000-mile limited warranty on structure</b> <sup>9</sup> , <b>10-year limited parts &amp; labor warranty on roof skin</b> <sup>9</sup>						
S	S	S	S	S	S	S

- Capacities shown are tank manufacturer's listed water capacity (W.C.). Actual filled LP capacity is 80% of listing due to overfilling prevention device on tank.
- Actual towing capacity is dependent on your particular loading and towing circumstances, which includes the GVWR, GAWR and GCWR, as well as adequate trailer brakes. Please refer to the Operator's Manual of your vehicle for further towing information.
- Not available in Canada.
- See separate chassis warranty.
- See your dealer for complete warranty information.
- Not all items available in combination. See dealer for details. NA – not available.
- Winnebago Industries® continuing program of product improvement makes specifications, equipment, model availability and prices subject to change without notice. Comparisons to other motor homes are based on the most recent information available.





SUPERSTRUCTURE® is the term given to Winnebago Industries' structural motor home design and construction. Rather than a single component, it is the culmination of design integration that incorporates steel and aluminum substructures; welded tubular steel floor risers; interlocking joint technology; and Thermo-Panel® floor, roof and sidewalls to form a high-strength, durable vehicle body.

Thermo-Panel manufacturing combines a durable exterior panel with welded aluminum support substructures. The substructures are embedded in a high-density, block-foam insulation core to create a strong, durable, yet lightweight sidewall. Just another Winnebago Industries invention.

- A** Interlocking joint construction utilizes advanced extruded aluminum structural components to create integrated floor-to-sidewall and sidewall-to-roof joints. This design effectively distributes the weight of the walls and roof, making a stronger and more durable body than competitor designs that rely on screws to carry the weight.
- B** The foundation substructure assembly is precision-aligned to maximize strength and cross-coach support as well as durability.
- C** Tubular steel risers feature a truss-design core for improved strength and provide a stable base for the floor structure and storage compartments.
- D** Critical steel components are treated using an advanced electrodeposition coating process that provides superior corrosion protection.



One-year-old Winnebago Industries' fiberglass roof



One-year-old competitor's rubber roof

**BUILT TO A HIGHER STANDARD.**

The 2007 Outlook features a crowned, one-piece fiberglass roof skin backed with a 10-year limited parts-and-labor roof skin warranty. Fiberglass offers superior strength, attractiveness and durability compared to rubber roofs found on many competitive models. Over time, rubber roofs are susceptible to chalking, streaking and degradation, and have less puncture and tear resistance than fiberglass.



**Take a Tour** We're proud of our process, our state-of-the-art facilities and the people who make Winnebago Industries number one. We invite you to visit our factory in Forest City, Iowa, for a firsthand look at the dedication and technology behind every motor home we build.



**Recognized Quality** The Recreation Vehicle Dealer Association annually rates RV manufacturers and awards the Quality Circle award to manufacturers who provide exceptional products, service and support. Winnebago Industries is proud to be the only manufacturer to receive this award every year since its inception.



**Committed to Service** We back our motor homes with the industry's best service after the sale.

- 12-month/15,000-mile basic limited warranty
- 36-month/36,000-mile limited warranty on structure
- Standard 10-year limited parts-and-labor roof skin warranty
- Complimentary 24-hour roadside assistance program
- TripSaver Fast Track Parts. TripSaver guarantees that in-stock warranty parts ship directly to your dealer within 24 hours.
- National dealer service network

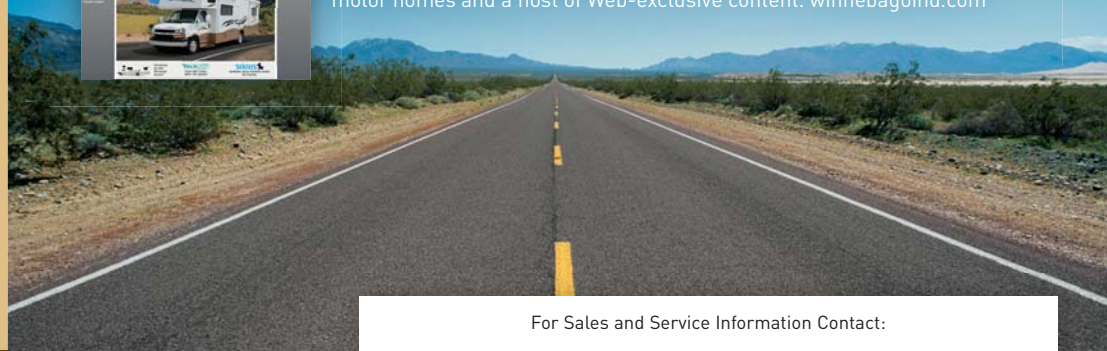


**WIT Club** Winnebago owners are like family. Joining the Winnebago-Itasca Travelers is a great way to meet and travel with other Winnebago enthusiasts. Members enjoy:

- Caravans and rallies
- Local and state group activities
- RV travel benefits



**Visit the Web** Visit us on the Web for more information on all of our motor homes and a host of Web-exclusive content. [winnebagoind.com](http://winnebagoind.com)



For Sales and Service Information Contact:

Built proudly by



NYSE listing: WGO