

# TIMBER Ridge



"Your Outdoor Journey Awaits"

# TIMBER Ridge



- \*\*\* Fiberglass Front Cap / Off-Road Chassis
- \*\*\* Electric Awning / LCD TV's
- \*\*\* Goodyear Radial Tires - Safety/Warranty
- \*\*\* Laminated Fiberglass Sidewall Construction
- \*\*\* Beaufloor Outdoors Tough Flooring



# TIMBER Ridge

"Your Outdoor Journey Awaits"

OUTDOORS RV  
MANUFACTURING



270DBHS - Our most popular TimberRidge model and you can see why...comfortable pillow top mattress (option) in the bedroom, 26" LCD TV with DVD player, sub-woofer and surround sound (option), entry coat closet & pantry, two tone day & night shades, flip up kitchen counter top extension, full extension metal drawer guides in the kitchen and living room, Outdoors Tough Flooring (Cold Cracking Warranty for 2 Years down to 50 below zero), Roto-torqued Outdoors Tough Cabinetry, and the list goes on... Since we are active users of the products here at Outdoors RV we design every feature we put in the coach as if we were buying it ourselves - our sales manager purchased this model of TimberRidge and takes it to the back country whenever he gets a chance..

## THE BATHROOM

notice the high end full glass shower enclosure...taking a shower and brushing your teeth feels just like home.

THE DINETTE - notice the two tone day & night shades and panoramic dinette window...5" dinette cushions, storage doors on both dinette benches and yes, do

not forget dinette construction - Outdoors RV utilizes laminated fiberglass wall cutouts for added strength and durability for years to come.



...with one look at the inside of a TimberRidge you will see that this is the ideal place to enjoy your favorite backcountry mountain range or high alpine lake. From the granite designed countertops to the beautifully appointed lodge style flooring...the Outdoors never felt so good!

**270DBHS Bunk Design** Large oversized rear bunks (top bunk is rated at 350 lbs) so your family & friends can enjoy the Outdoors right along with you...the bottom bunk lifts up and out of the way for an amazing storage area for bikes, portable generators, kayaks, etc. The 2nd entry door opens up perfectly to load and unload this storage area plus makes for an excellent in an out of the trailer for bathroom use for the kids.

**THE BEDROOM** - in all TimberRidge models you will find two full size shirt wards with nightstands and drawers on both sides of the bed...excellent features for that all important cup of coffee in the morning or a place to set your glasses when time to relax under the stars on the comfortable pillow top mattress (option).

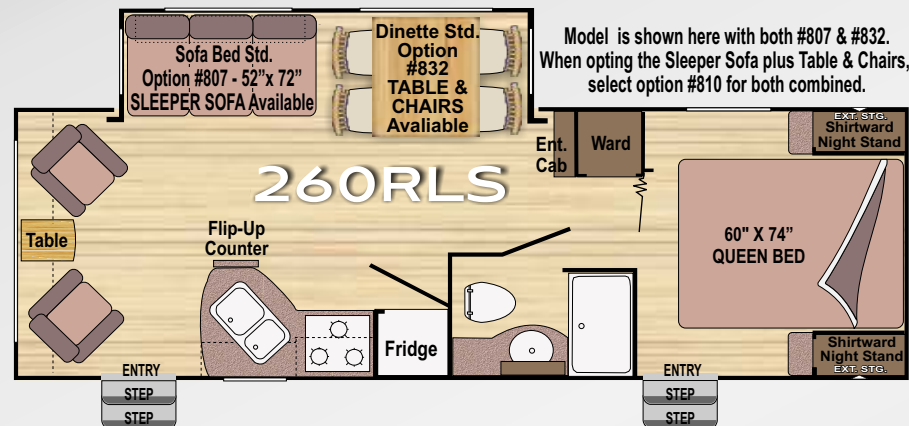
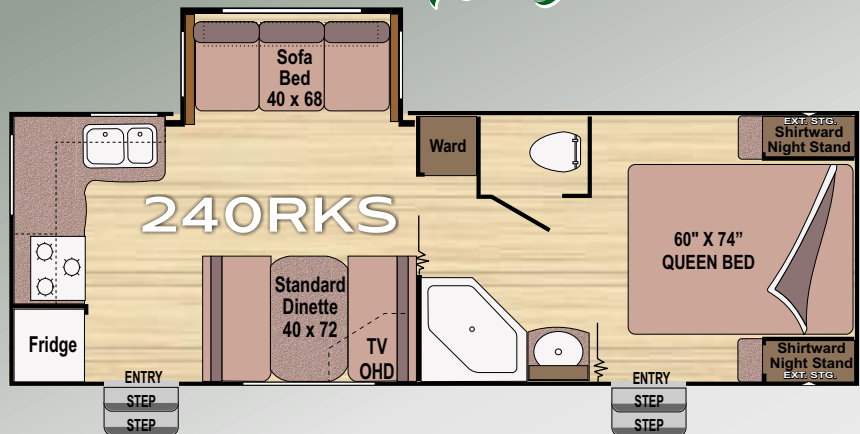


**THE KITCHEN** - Large 22" range, full size refrigerator, 5 full extension drawers with metal guides (one even being an extra large pot & pan drawer), excellent counter & storage space make the TimberRidge 240RKS kitchen a joy to use while relaxing in the Outdoors!

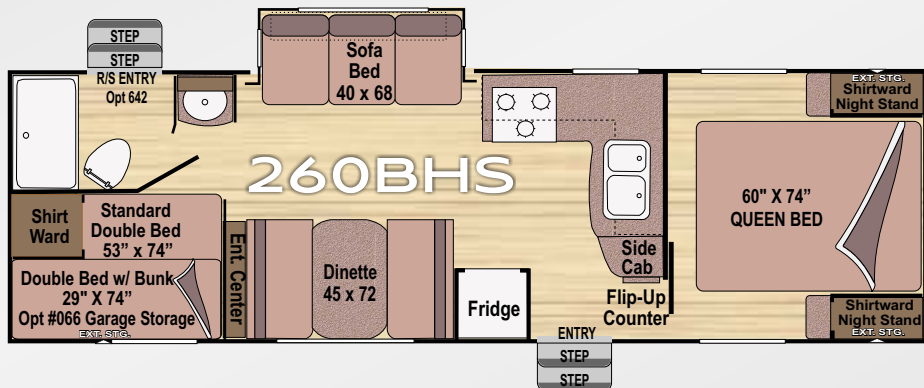
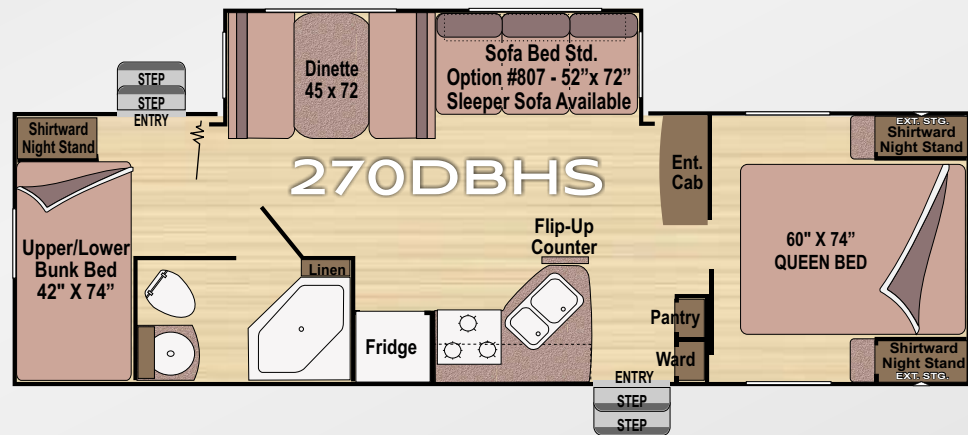
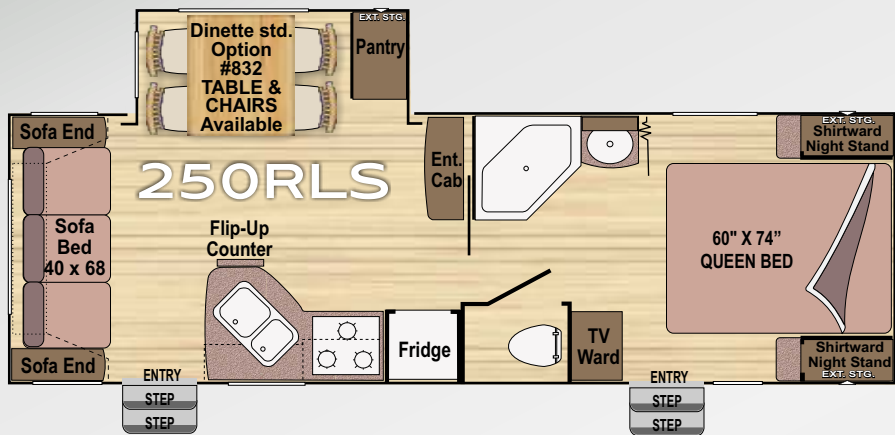


# Timber Ridge Floor Plans

"Your Outdoor Journey Awaits"



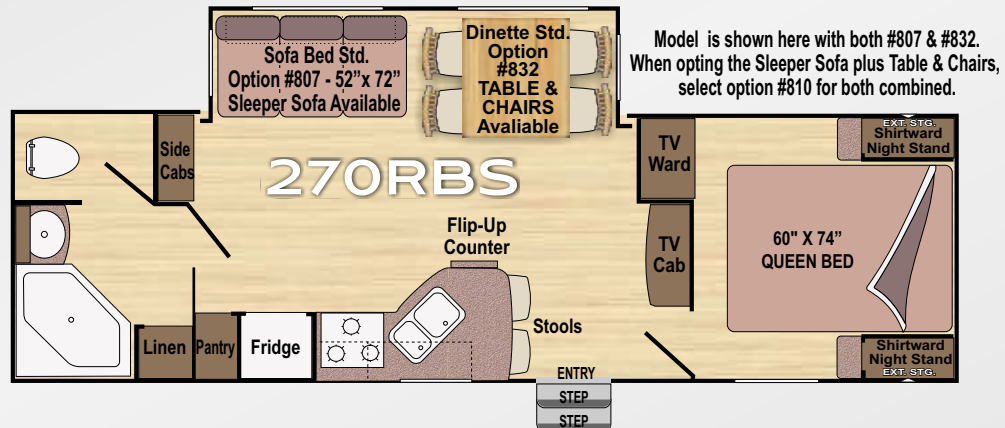
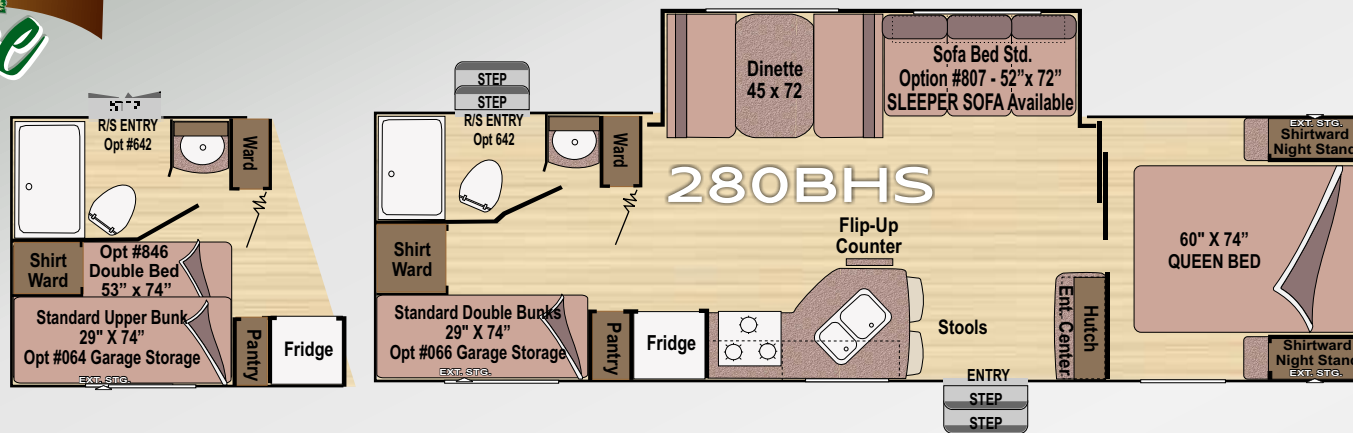

Model is shown here with both #807 & #832. When opting the Sleeper Sofa plus Table & Chairs, select option #810 for both combined.



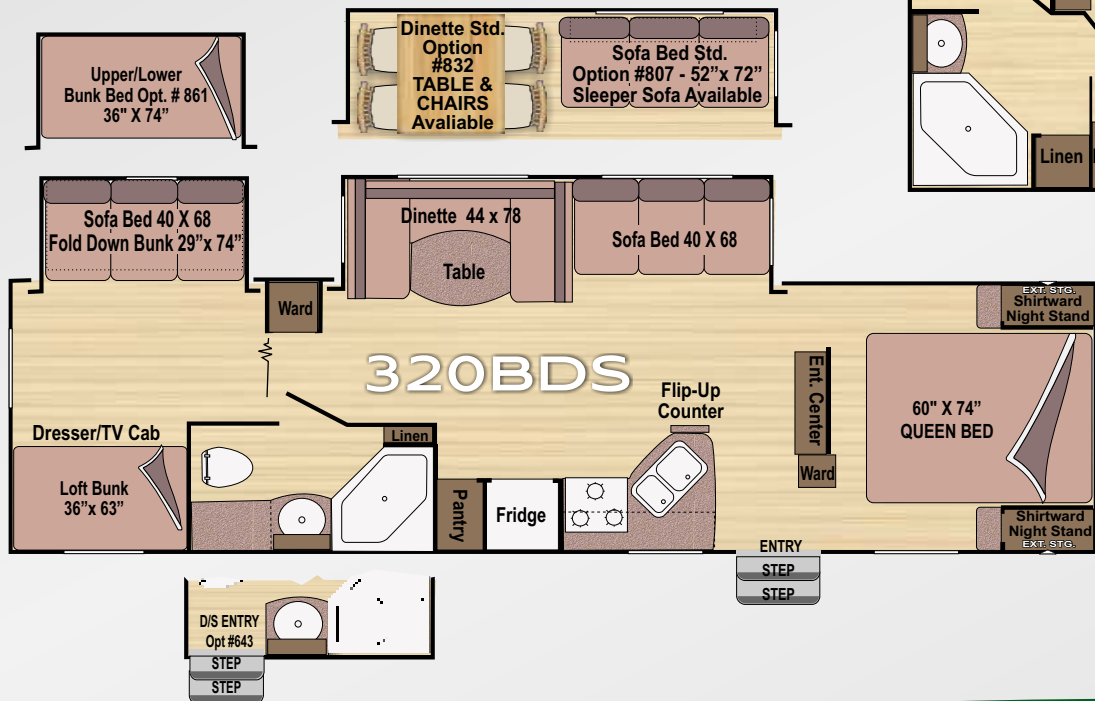
# Timber Ridge Floor Plans



"Your Outdoor Journey Awaits"



Model is shown here with both #807 & #832. When opting the Sleeper Sofa plus Table & Chairs, select option #810 for both combined.





# Dimensions & Capacities

	240RKS	250RLS	260BHS	260RLS	270DBHS	270RBS	280BHS	3202BDS
GVWR (lbs)	7100	7500	7500	7900	8500	8500	9000	10000
Gross Dry Weight (lbs)	5440	5953	5842	6139	6248	6381	6456	7533
Cargo Carrying Capacity (lbs)	1660	1547	1658	1761	2252	2119	2544	2467
Hitch Dry Weight (lbs)	790	839	851	770	665	635	880	1135
Length (including hitch)	27'8"	28'11"	29'9"	28'11"	30'9"	30'9"	32'0"	35'2"
Fresh Water Holding Tank (gal)	56	56	56	56	56	56	56	56
Grey Water Holding Tank (gal)	40	40	40/40	40	40	40	40	40
Black Water Holding Tank (gal)	40	40	40	40	40	40	40	40
Propane Capacity (lbs)	60	60	60	60	60	60	60	60
Goodyear Tire Size (load range)	ST205/ 75 15C	ST205/ 75 15C	ST225/ 75 15D	ST225/ 75 15D	ST225/ 75 15D	ST225/ 75 15D	ST225/ 75 15D	ST225/ 75 15D

\*Verify the towing capacity of your tow vehicle. If you don't know or aren't sure, you can ask your automotive dealership or contact your tow vehicle manufacturer.  
 \*All weights above are average approximations and may vary. Weights are calculated before adding options.  
 \*Specifications are subject to change without notice.

## Standard

### Interior - Throughout

- \* Atwood 6 Gal High Efficiency Gas/Electric Water Heater w/ Maximum Recovery Rate of 17.8 Gal Per Hour,
- \* AM/FM Stereo CD Player w/Ceiling Mount Speakers,
- \* Cable TV Hook Up,
- \* Free Standing Chairs (260RLS),
- \* HydroFlame Forced Air,
- \* Direct Spark Ignition Furnace w/Thermostat, Mortise & Tenon Cathedral Arched Cabinet Doors,
- \* Oversized Light Switches,
- \* Satellite Ready, Slide-Out End Wall Windows,
- \* Solid State Converter w/ Built In Battery Charger,
- \* Wall Mount 12V Décor Light (Slide-Out Models),
- \* Water Heater Bypass,
- \* Beaufloor Outdoors Tough Flooring,
- \* Coat Closet at Entry Door (Select Models),
- \* 13.5 Btu Air Conditioner,
- \* Living Room Day/Night Shades

### Galley

- 12V Dinette Décor Light (Slide-Out Models),
- \* 3 Galley Drawers (Most Models),
- \* 60/40 Sink,
- \* Deluxe Full Extension Roller Bearing Drawer Guides,
- \* Double Door Propane/Electric Refrigerator,
- \* Flip-Up Galley Extension (Most Models)

- \* 3 Burner Range w/ 22" Oven,
- \* Hi-Rise Faucet,
- \* Microwave w/ Electronic Touch Pad,
- \* Pantry,
- \* Pot & Pan Drawer,
- \* Range Cover,
- \* Range Hood w/ 12V Light & Exhaust Fan,
- \* Residential Height Countertops,
- \* Mortise & Tenon Raised Panel Cabinet Doors,
- \* Sink Lids

### Bedroom

- \* 350lb Fixed Bunk Rating,
- \* Built In Bedroom TV Viewing Area,
- \* Innerspring Mattress,
- \* Lift Up Bed Platform Storage (Most Models),
- \* Residential Size Wardrobe,
- \* Day / Night Shades

### Bathroom

- \* 12V Power Exhaust Roof Vent,
- \* ABS Tub Shower Enclosure,
- \* Medicine Cabinet w/ Mirrored Door,
- \* Porcelain Toilet,
- \* Wall Switched Ceiling Light,
- \* Large Bath Skylight

### Safety/Convenience

- \* 120V GFI Circuit Protection (Galley/Bath/Patio),
- \* 4 Wheel Electric Brakes,
- \* Break-Away Emergency Disconnect Brake,

- \* Carbon Monoxide Detector / Alarm,
- \* Entry Assist Handle,
- \* Fire Extinguisher,
- \* Propane Detector/Alarm,
- \* Smoke Detector/Alarm,
- \* Wall Mounted Systems Monitor Panel,
- \* Water System Winterization Port,
- \* Centralized Control Center

### Exterior - Throughout

- \* 120V Patio Receptacle,
- \* Radius Entry Door,
- \* Dual 30lb Propane Cylinders w/Regulator & Auto Changeover,
- \* Laminated Fiberglass Sidewalls,
- \* Tinted Safety Glass Windows,
- \* Front & Rear Colored Skirt End Caps,
- \* Heated & Enclosed Water Tank,
- \* Hitch Light, Molded Wheel Well Skirts,
- \* Patio Awning,
- \* Quick Drain Fresh Water Tank,
- \* Radius Truss Roof Rafters,
- \* Satellite Jacks,
- \* Stabilizer Jacks,
- \* TV Antenna,
- \* Welded Dual Battery Rack,
- \* Large Lend-A-Hand Entry Assist Handle,
- \* Exterior Shower

### Storage

- \* Locking Insulated Luggage Doors,
- \* Cooler Sized Pass Through Storage (Most Models)

## Options

### Interior - Throughout

- \* AM/FM Stereo/CD with DVD & MP3 Player,
- \* 6 Surround Sound Ceiling Mount Speakers & Subwoofer,
- \* 26" LCD TV (Most Models),
- \* 19" LCD TV (240RKS, 260RLS),
- \* Free Standing Dinette (Select Models),
- \* Bedroom Carpet,
- \* Raised Panel Refer Insert,
- \* Large 8 Cu Ft Refer,
- \* Sleeper Sofa,
- \* Living Room Throw Pillows

### Bedroom

- \* PillowTop Mattress

### Bathroom

- \* Glass Shower Door Enclosure

### Exterior Throughout

- \* Aluminum Wheels,
- \* GoodYear Radial Tires,
- \* Four Seasons Package,
- \* Enclosed Chassis w/ Heated Tanks,
- \* Roof Ladder,
- \* Spare Tire,
- \* Exterior Speakers,
- \* Fiberglass Front Cap,
- \* Electric Awning,
- \* Dual Pane Windows

### Storage

- \* Exterior Garage Storage (Select Models),
- \* Maxi Storage Luggage Doors

## Interior Views



*Aspen Mocha*



*Harvest Spice*



# FOUR SEASONS

*Available on All Models*

## Welcome to the Outdoors!



In a 4 Seasons Timber Ridge the entire chassis is enclosed from front to back for both insulation and protection from road debris.



We use Astro-foil (R-15) insulation along the entire length of the floor. Plus an additional wrap around the holding tanks

### The Industry Standard:



The Industry Standard: Holding tank dump valves are not enclosed and are exposed to freezing.



The Industry Standard: A single layer of insulation.



The Industry Standard: No insulation in the slide out floors

The Industry Standard:  
Cold and Drafty,  
Not Designed for Northern Climates

### The Outdoors RV Standard:



The Outdoors RV Standard: Our Dump Valves are located within the Enclosed / Heated underbelly to protect them from freezing.



The Outdoors RV Standard: Insulation is double layered for added protection



The Outdoors RV Standard: The entire slide out floor is covered with Astro Foil / R-15 Insulation

The Outdoors RV Standard:  
Warm in the Winter and Cool in the Summer,  
Perfect for colder Northern US and Canadian climates.

# TIMBER Ridge



Situated in a picturesque mountain valley of Eastern Oregon a new RV company is born. The focus of this company is to design RV's for the NW and Western Canada, merchandise the products with a hand selected group of dealers with the end goal of having our customers enjoy an Outdoor experience like no other.

The NW and Western Canada will be the targeted area for the products produced here. This area has an incredible percentage of people that enjoy the RV lifestyle and why wouldn't they with the Outdoors right outside most people's backdoor. Our goal is not to be the largest manufacturer in the country nor follow market share graphs. We simply want to design and build great RV's. The management team for this new RV company has over 160 years of combined RV experience.

Here are a few examples:

- Jim Croxton – General Manager (25 Years)
- Darin Nelson – Sales Manager/US Sales (16 Years)
- Rod Glass – Canadian Sales Manager (23 Years)
- Robin Larsen – Training/Sales (15 Years)
- Rick Ewing – Service Manager (30 Years)
- Terry Fischer – Production Manager (29 Years)
- Henry Quint – Purchasing Manager (20 Years)
- Rick Hudson – Asst Production Manager (25 Years)
- Karen Evans – Sales Administrator (7 Years)

We look forward to producing an excellent product for you and your family to use in the Outdoors – please feel free to visit us anytime – we would love to meet you!

Outdoors RV Manufacturing is a division of Northwood Manufacturing Incorporated

Your Local Outdoors RV Dealer is:



PO BOX 1047      Phone 541.624.5500  
62582 Pierce Road      Fax 541.963.2448  
La Grande, OR 97850      [www.outdoorsrvmfg.com](http://www.outdoorsrvmfg.com)